



Guide to WhatsApp Chatbots

Table of Contents

3	Introduction
5	Getting Started
8	Creating your First Chatbot
11	WhatsApp Chatbot Use Cases
13	How to Bring Audience to your WhatsApp Chatbot
15	Customer Success Stories
17	Conclusion

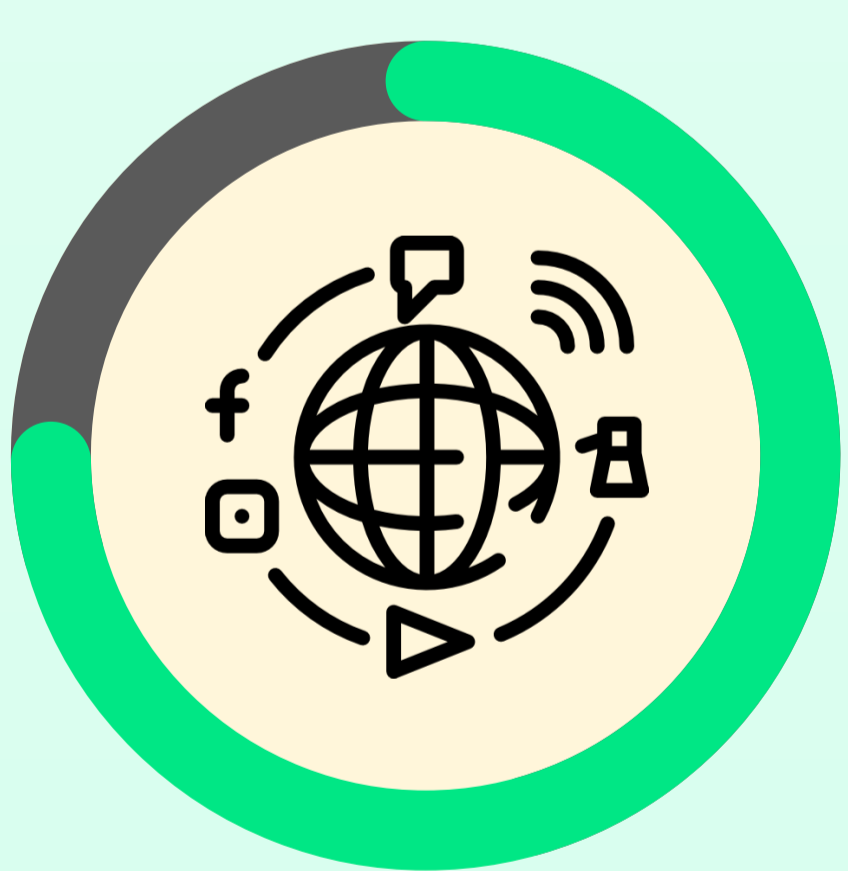
Introduction

Welcome to the exciting world of WhatsApp Chatbots! Did you know that WhatsApp is one of the most widely used messaging apps globally, with over 2 billion monthly active users?


It's not just a platform for casual chats – it's a powerhouse for businesses and individuals to connect and communicate.

WhatsApp Chatbots are like digital assistants that can chat with users naturally and conversationally.

They leverage artificial intelligence (AI) to understand and respond to messages, making interactions smoother and more efficient. Imagine having a 24/7 virtual assistant at your fingertips, ready to assist and engage with your audience.



WhatsApp is the third most used social platform globally, following closely behind Facebook and YouTube.



55% of consumers prefer messaging over calling for customer service.

Benefits for Businesses and Individuals



Businesses

Enhanced Customer Engagement

WhatsApp Chatbots facilitate instant and personalized communication, boosting customer engagement.

Businesses that leverage this see a 40% increase in customer interaction, according to a survey by [Twilio](#).


Efficient Customer Support

Resolving customer queries promptly is crucial. With WhatsApp Chatbots, you can automate routine queries, leaving your human support team to handle more complex issues.

This efficiency can lead to a 25% reduction in customer support costs, as reported by [Accenture](#).

Increased Sales and Conversions

Implementing chatbots in your sales process can lead to a 10-15% increase in conversion rates, according to Drift. The ease of communication encourages users to make purchasing decisions quickly.



Individuals

Convenience at Your Fingertips

Whether you're scheduling appointments, getting information, or making reservations, WhatsApp Chatbots simplify tasks, providing a hassle-free experience.

Personalized Interactions

These chatbots adapt to user preferences, offering personalized recommendations and content.

This tailored experience enhances user satisfaction, with 63% of users expressing a preference for personalized recommendations.

Time Savings

Waiting on hold for customer support? Not anymore! Chatbots help you get quick answers, saving you valuable time.

In fact, a survey by [IBM](#) found that chatbots can handle 80% of routine customer service questions.

Getting Started

Setting Up Your WhatsApp Business API Account

So, you're ready to kickstart your journey with WhatsApp Chatbots! The first step is setting up your WhatsApp Business API account.

It might sound techy, but don't worry – we've got your back.



Create a WhatsApp Business Account

If you don't have one already, create a WhatsApp Business Account.

It's like your regular WhatsApp but with extra business-friendly features.



Apply for WhatsApp Business API Access

To access the power of chatbots, you must apply for WhatsApp Business API access.

Head to the WhatsApp Business API service provider's website and follow the application process.



Choose a Service Provider

You'll need a service provider to connect your chatbot to WhatsApp.

Wati is a fantastic option here. [Sign up with Wati](#), and we'll guide you through the process, providing the necessary tools and support.



Set Up Your Account

Once approved, your service provider (like Wati) will help you set up your WhatsApp Business API account.

This involves linking your phone number, configuring settings, and verifying your business.

Choosing the Right Chatbot Platform:

Compatibility with WhatsApp

Ensure the platform supports integration with WhatsApp. Wati, for example, is designed specifically for WhatsApp Business API, making the connection seamless.

User-Friendly Interface


You want a platform that doesn't make your head spin. Look for a user-friendly interface that allows you to design and manage your chatbot effortlessly.

Features and Customization

Different businesses have different needs. Check if the platform offers the features you require, like multimedia support, CRM integration, and customization options. Wati excels in providing a wide array of features for a tailored experience.

Scalability

As your business grows, so should your chatbot capabilities. Choose a platform that can scale with your expanding needs.



Give Wati a Try!

Simplicity and Robust Features:

Wati makes setting up your WhatsApp Business API account a breeze. Its user-friendly interface simplifies the process, ensuring you can navigate effortlessly.

Seamless Integration with WhatsApp:

Wati is designed to seamlessly integrate with WhatsApp, offering you a smooth connection for your chatbot endeavours.

Comprehensive Analytics:

Stay on top of your game with Wati's comprehensive analytics. Track and analyze interactions to optimize your chatbot's performance.

Scalability:

As your business grows, Wati grows with you. Enjoy the flexibility to scale your chatbot capabilities to meet the evolving needs of your expanding audience.

Expert Support:

Worried about getting stuck? Wati's support team is ready to assist you at every step, ensuring you have the guidance you need to succeed.

[Pricing](#)

[Sign up for Free Trial](#)

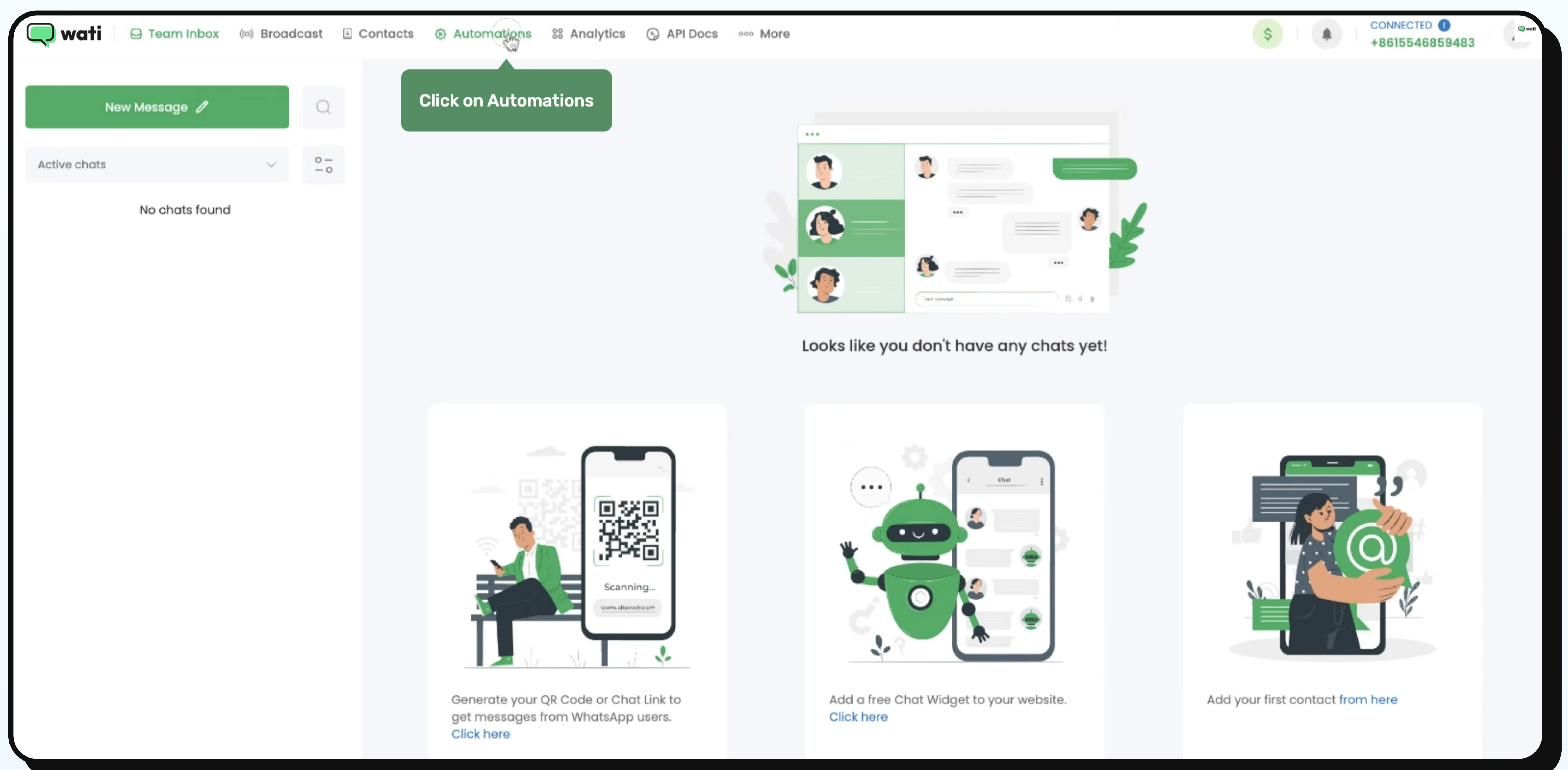
[Book a Demo](#)

No Credit Card Required

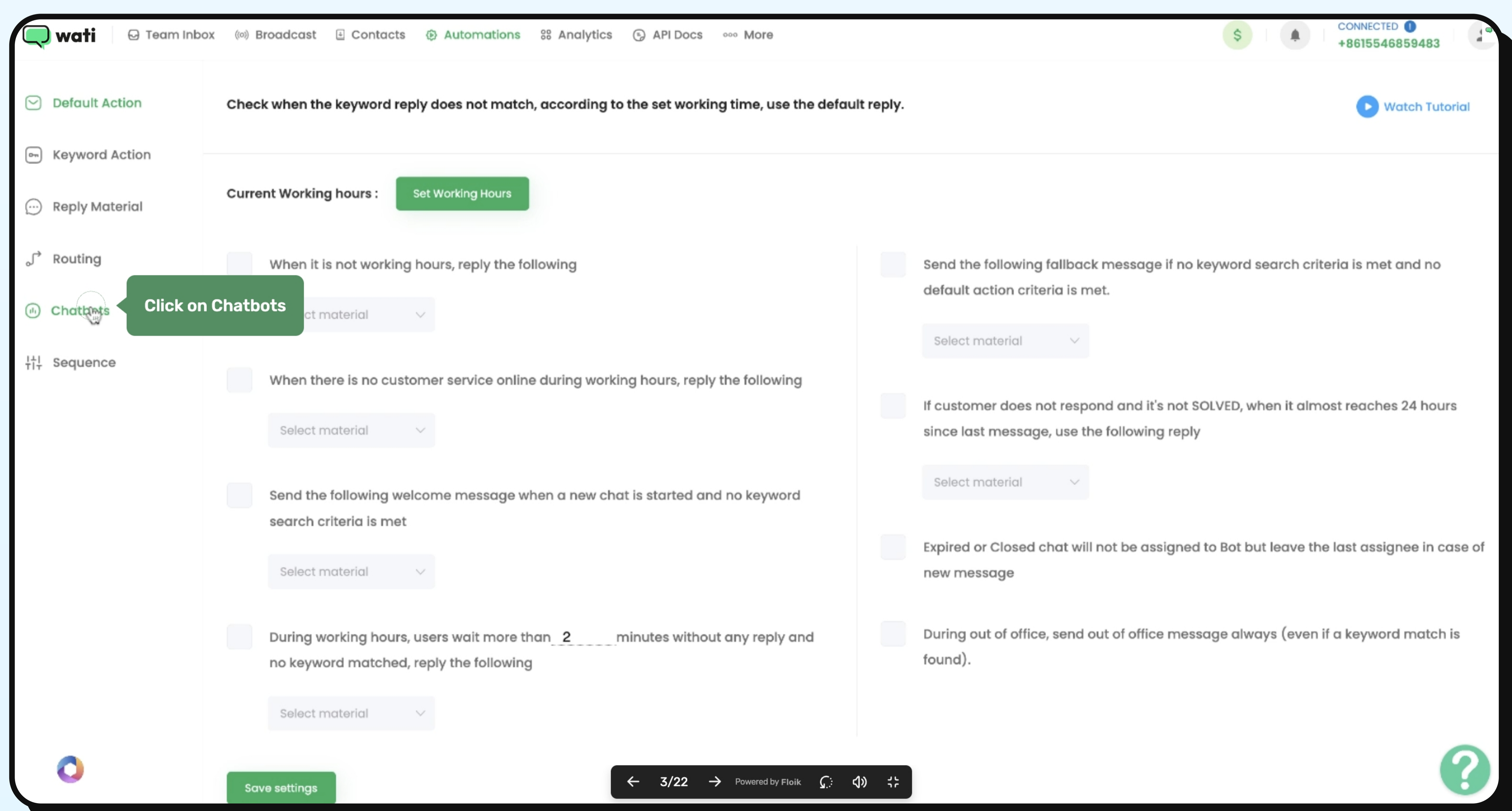
Creating your First Chatbot

Let us take you through steps on how to create your first chatbot with Wati!

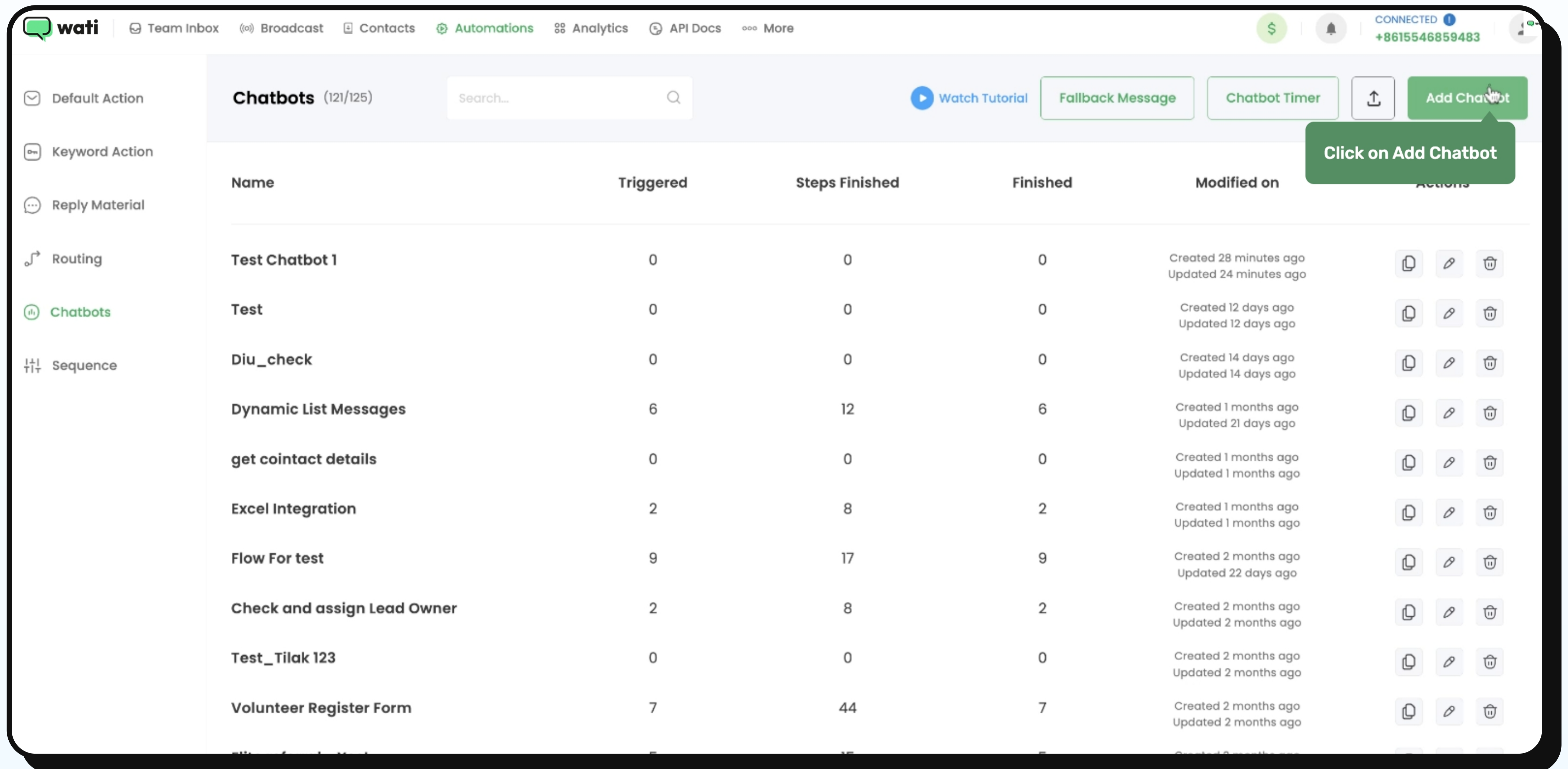
1 Login to your account and click 'Automation' in the header tab.



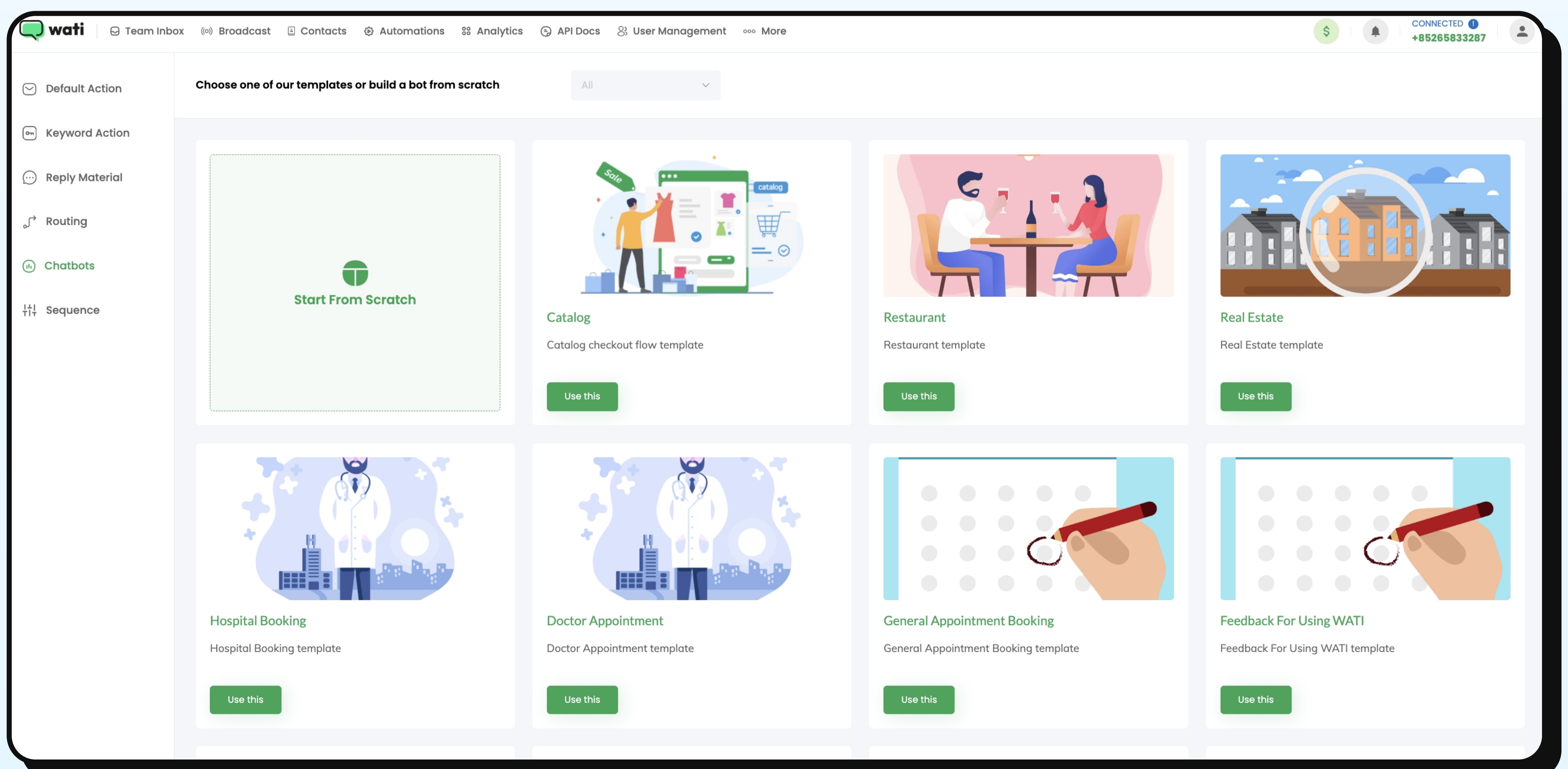
2 Click 'Chatbots' to proceed.



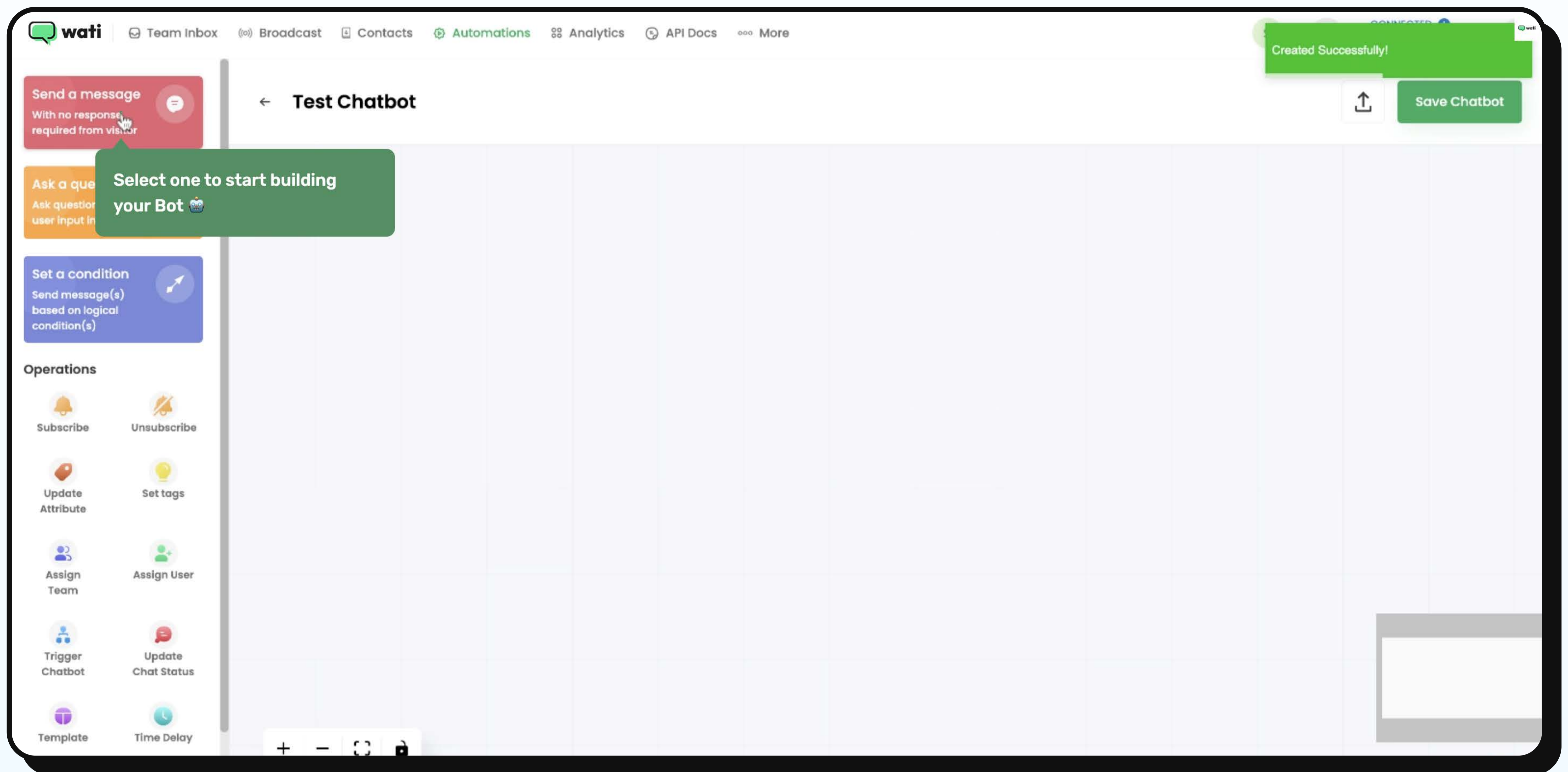
3 Click 'Add Chatbot' to get started.



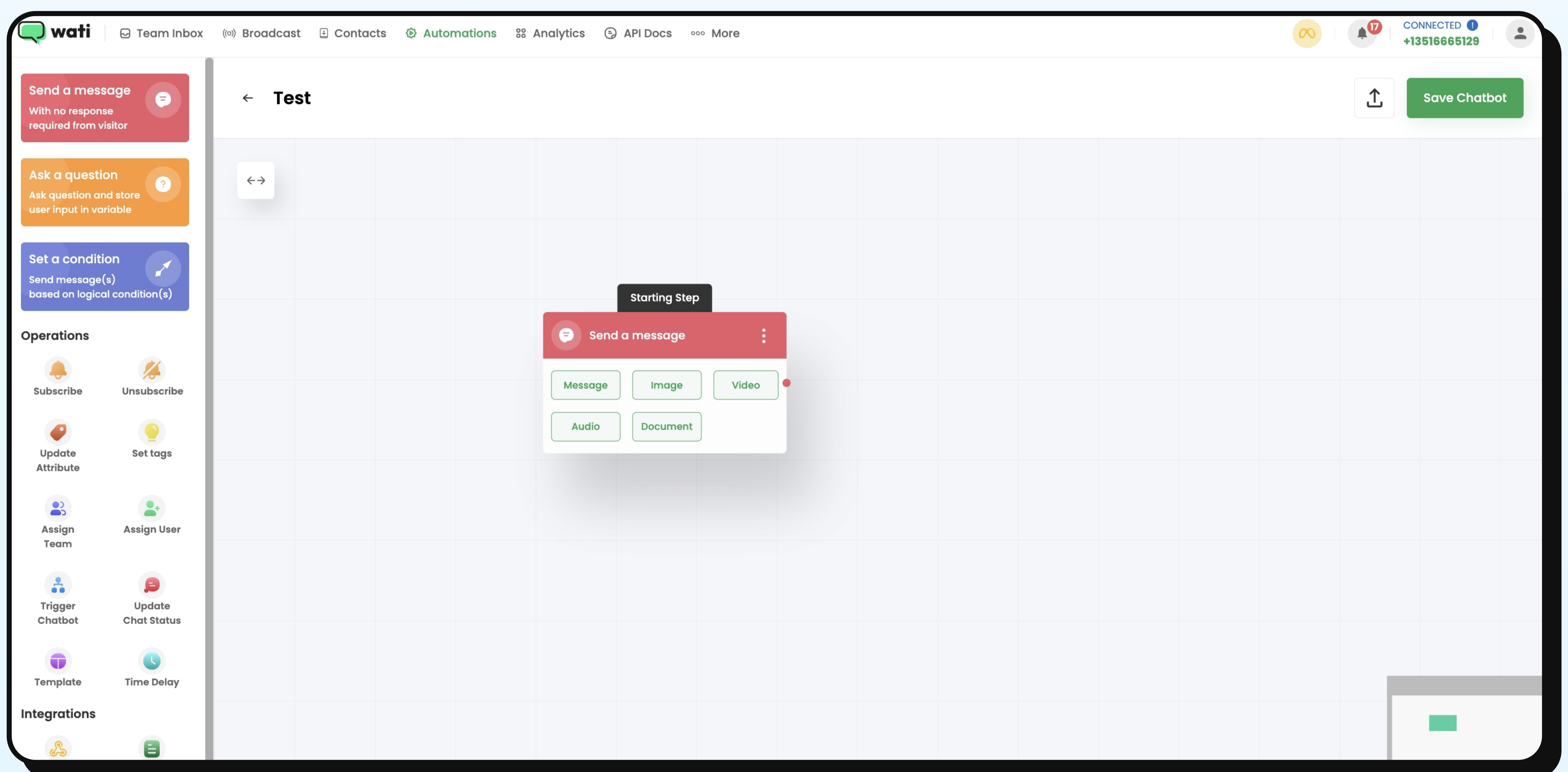
4 Choose a template from our library and create it from scratch if you'd like to it be custom-made.



5 If you're creating from scratch, click 'Send a message' to start building.

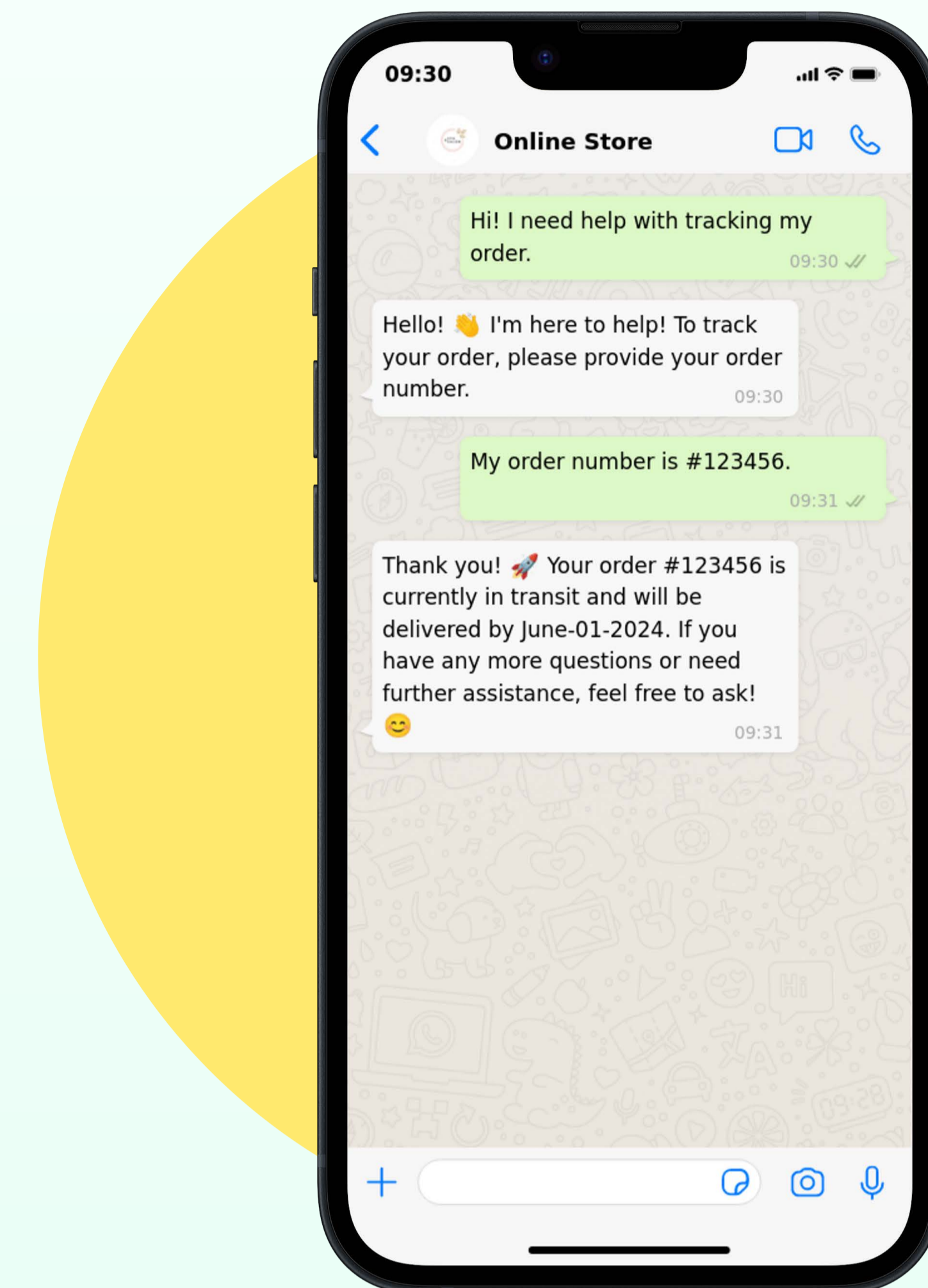


6 Select the type of message. This would be the first message that gets triggered. Ensure it gets the user's attention.

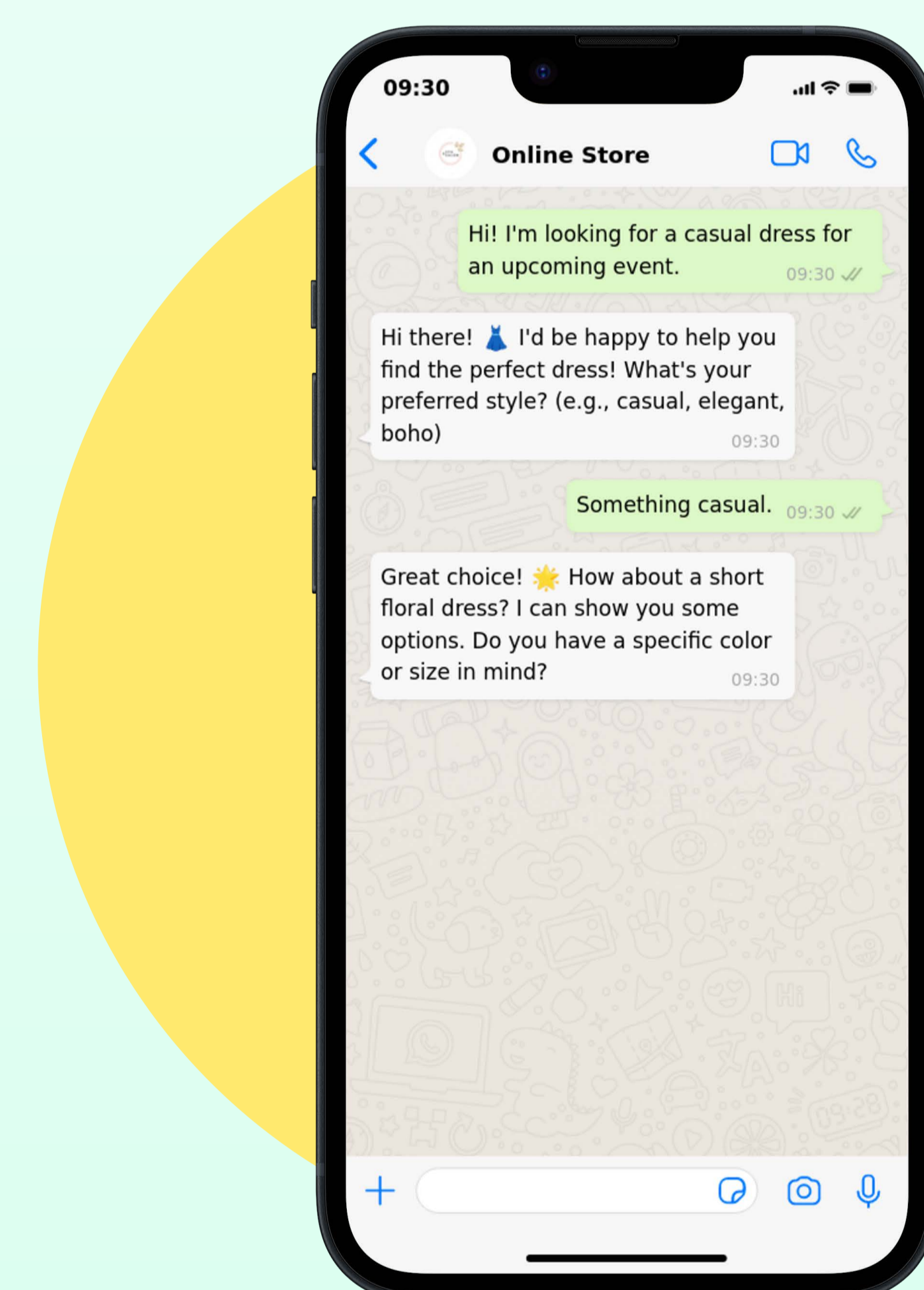


WhatsApp Chatbot Use Cases

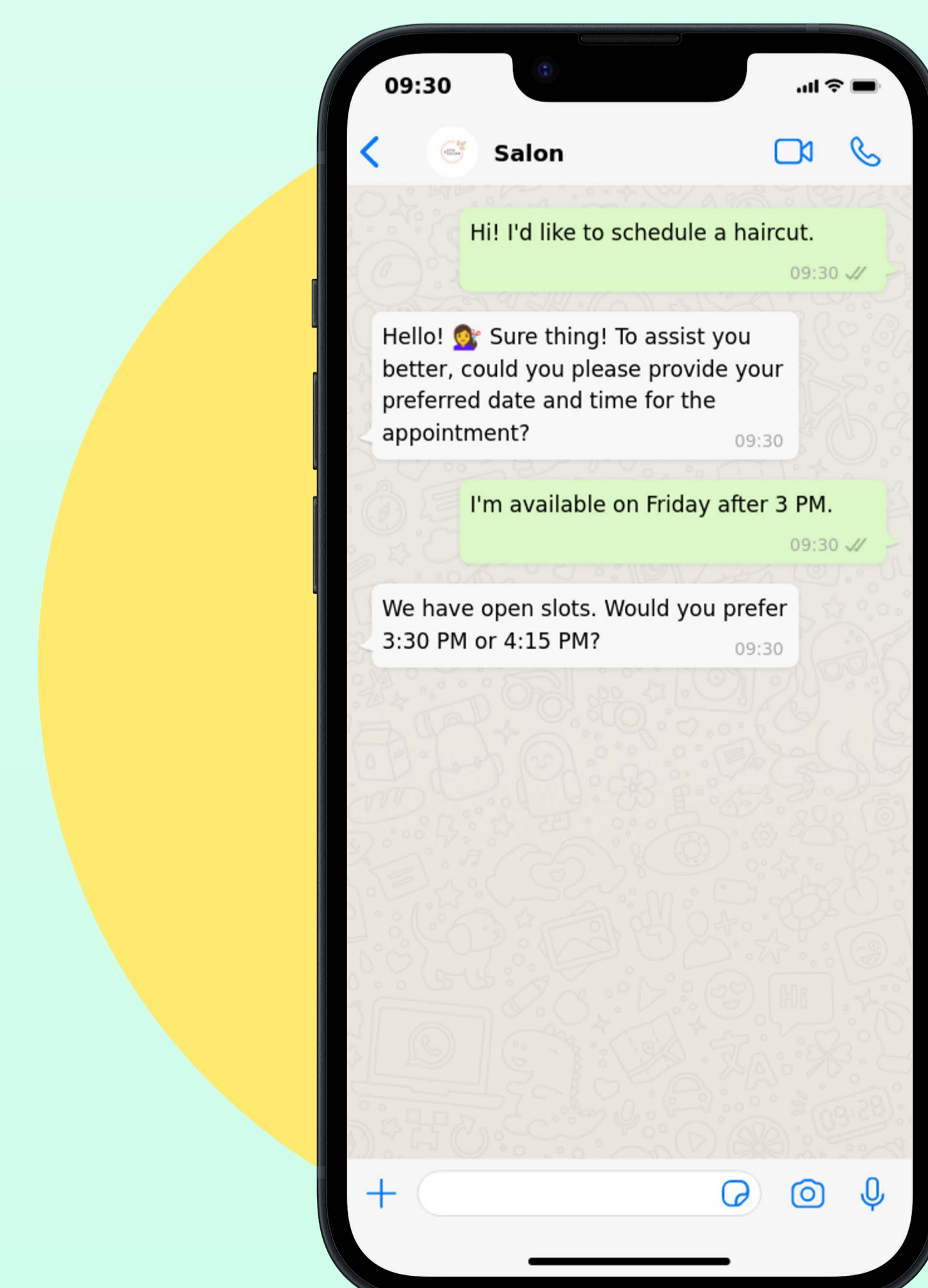
1 Customer Support Superhero
Do you know those long waits on hold for customer support? Say goodbye to them! Imagine having a WhatsApp Chatbot that instantly answers common questions, resolves issues, and guides users. According to a study by Twilio, businesses using chatbots in customer service experience a 40% increase in customer interactions.
[Source](#)



2 Personal Shopping Assistant
Ever wished you had a personal shopper available 24/7? With a WhatsApp Chatbot, you can! Users can inquire about products, get personalised recommendations, and make seamless purchases.



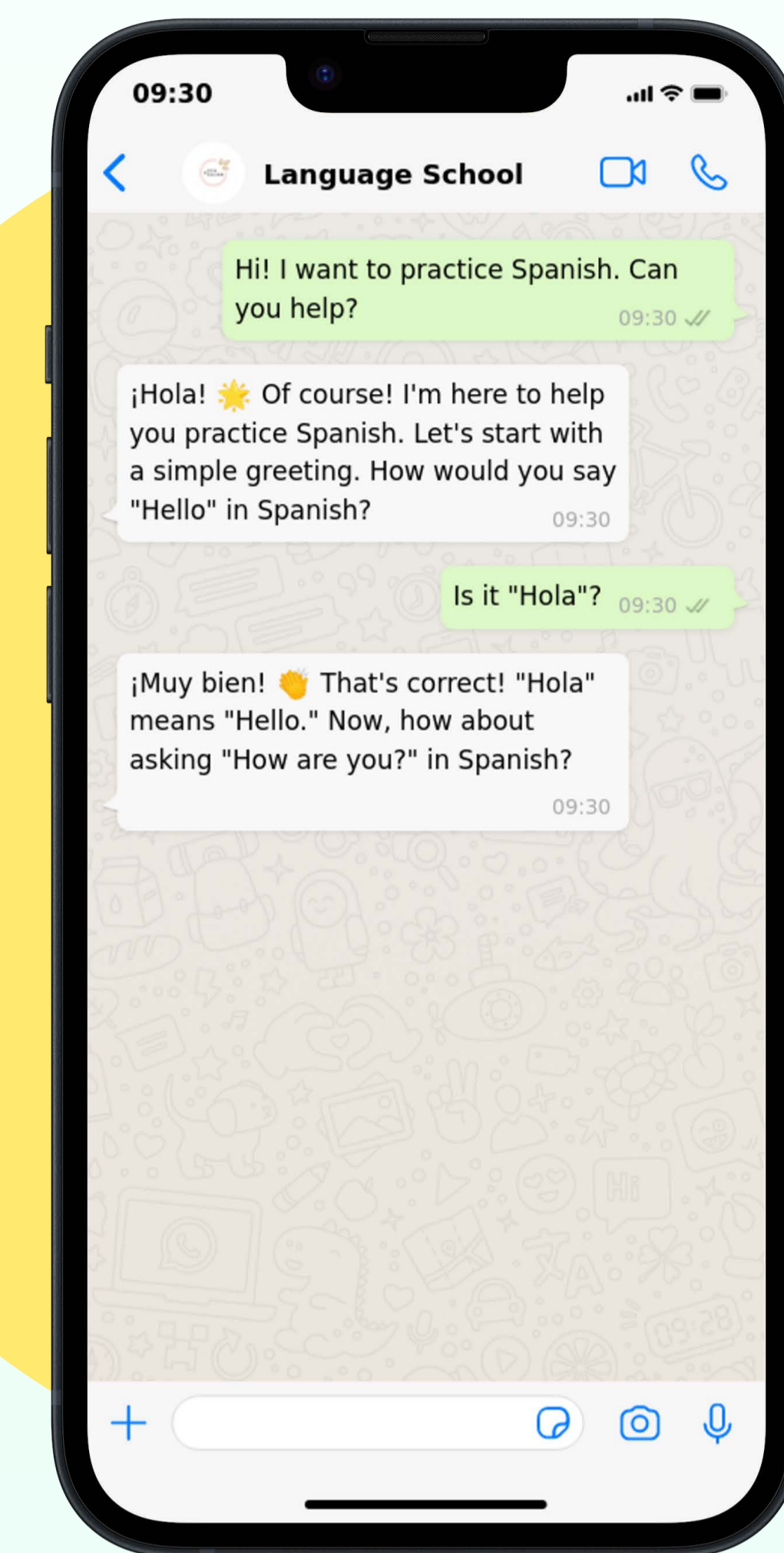
3 Appointment Scheduler
Tired of back-and-forth emails or phone calls to schedule appointments? A WhatsApp Chatbot can streamline the process. Users simply chat with the bot to check availability, choose a time slot, and voila – the appointment is set. IBM found that chatbots can handle 80% of routine customer service questions.



4

Language Learning Buddy

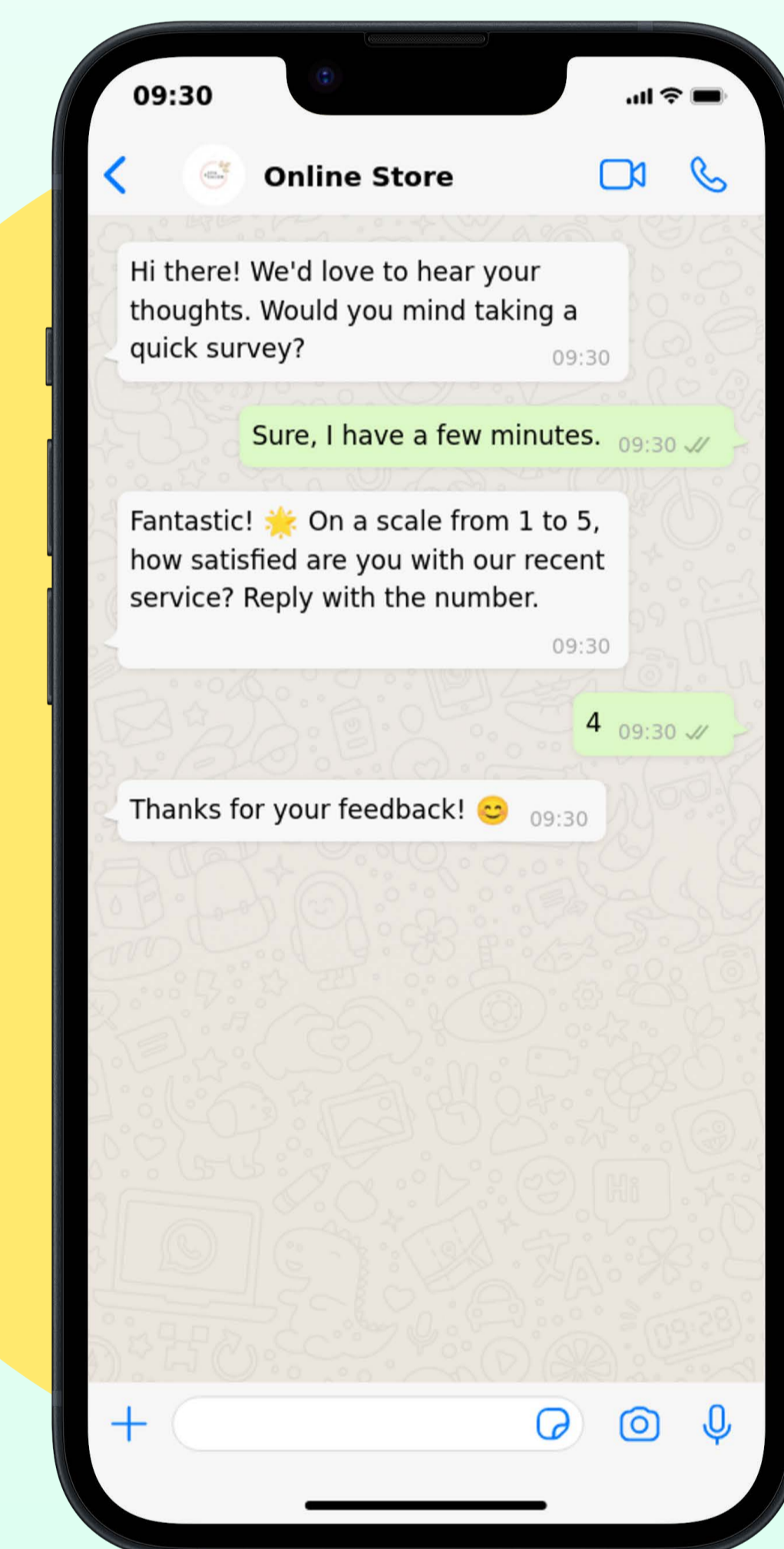
Imagine learning a new language with a friendly chatbot! Users can practice conversations, receive daily language tips, and even get quick translations. This interactive approach keeps users engaged. Statista highlights WhatsApp as the third most used social platform globally.



5

Survey and Feedback Collector

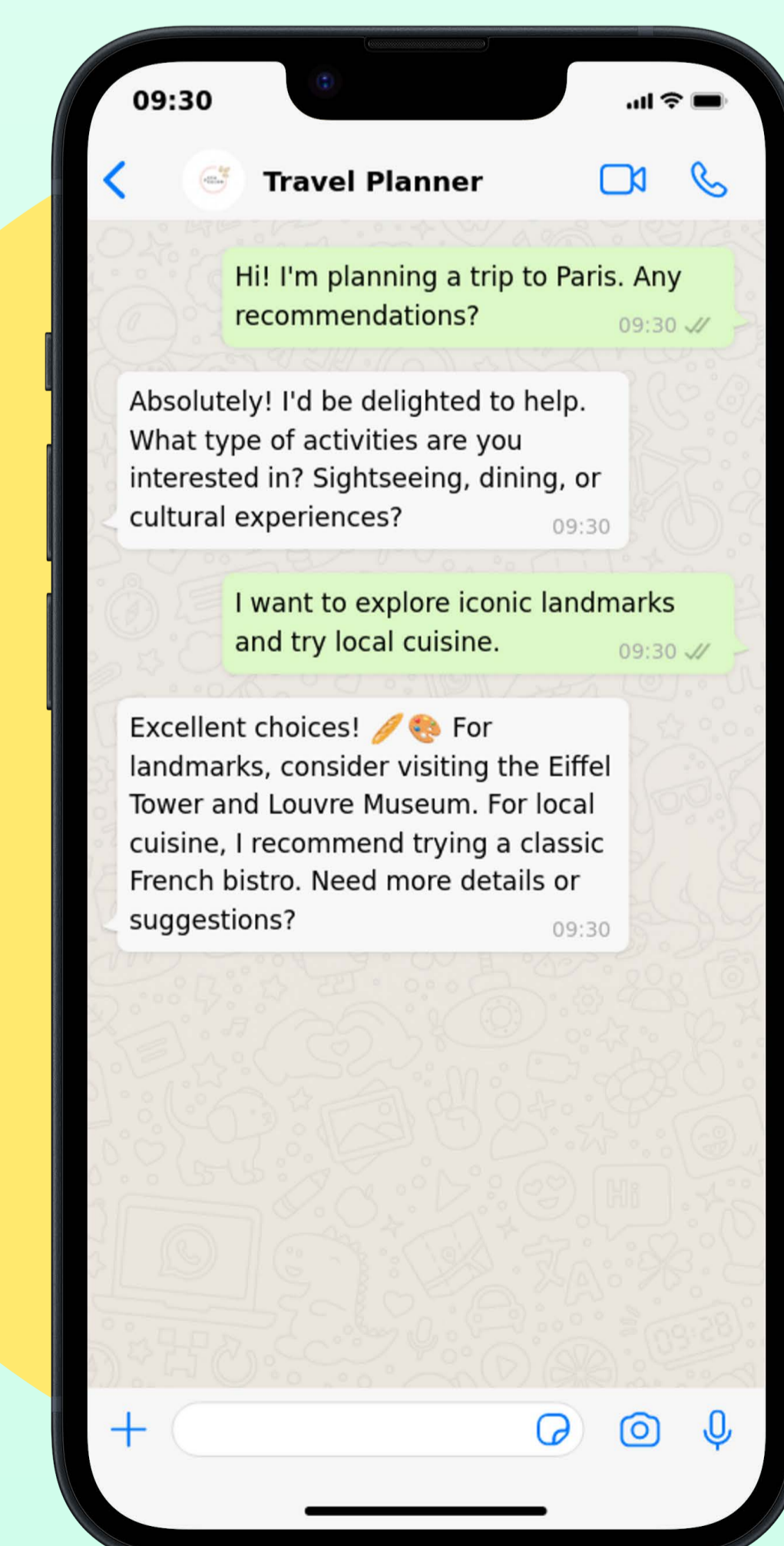
Getting feedback is crucial for improvement. Use a WhatsApp Chatbot to conduct surveys and gather valuable insights. Users can share their opinions with ease. Salesforce notes that 63% of users prefer personalized recommendations.



6

Travel Guide Companion

Planning a trip? A WhatsApp Chatbot can be your virtual travel companion. From recommending places to providing real-time updates, it's like having a travel expert in your pocket. Consider incorporating multimedia support for rich content. According to HubSpot, 55% of consumers prefer messaging for customer service.




How to Bring Customers to your WhatsApp Chatbot?

So, you've got this awesome WhatsApp chatbot ready, but how do you get your customers on board? Let's break it down in easy steps with some cool examples!

Scan and Chat with QR Codes

Ever seen those funky square codes? Those are QR codes, and they're magic for bringing customers to your chatbot. Slap them on your ads, menus, or product labels.

When customers scan, bam – they're chatting with your bot! According to Statista, 62% of smartphone users.



[Create your Free WhatsApp QR Code here](#)

WhatsApp Links

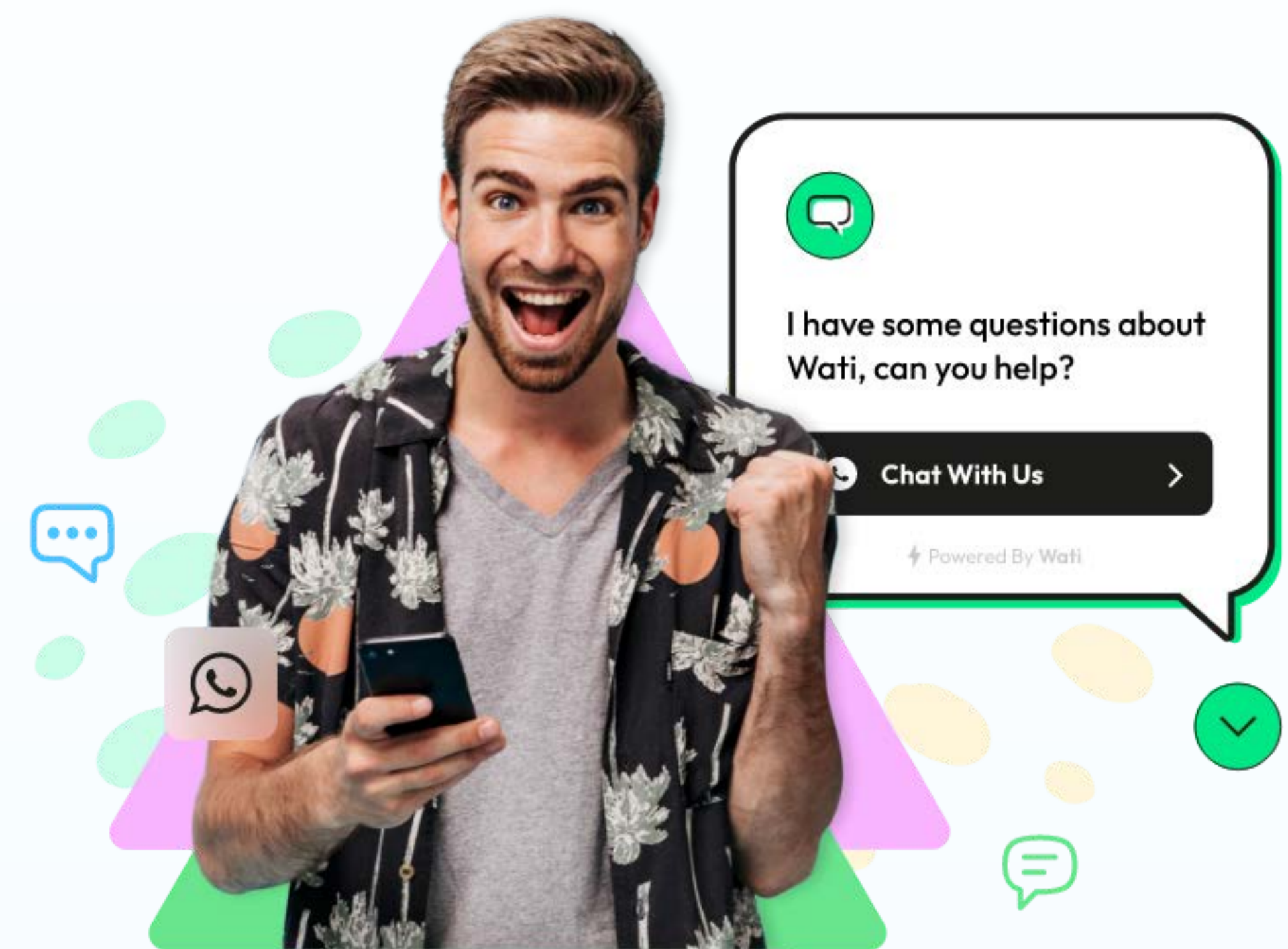
Make it super easy for your customers – share a clickable link! Stick it on your website, social media, or emails. One click, and they're in the chat. It's like magic, but real. StatCounter says WhatsApp holds a whopping 97% market share for messaging apps.



[Create your free Click to WhatsApp Links here](#)

WhatsApp Widget on Your Website

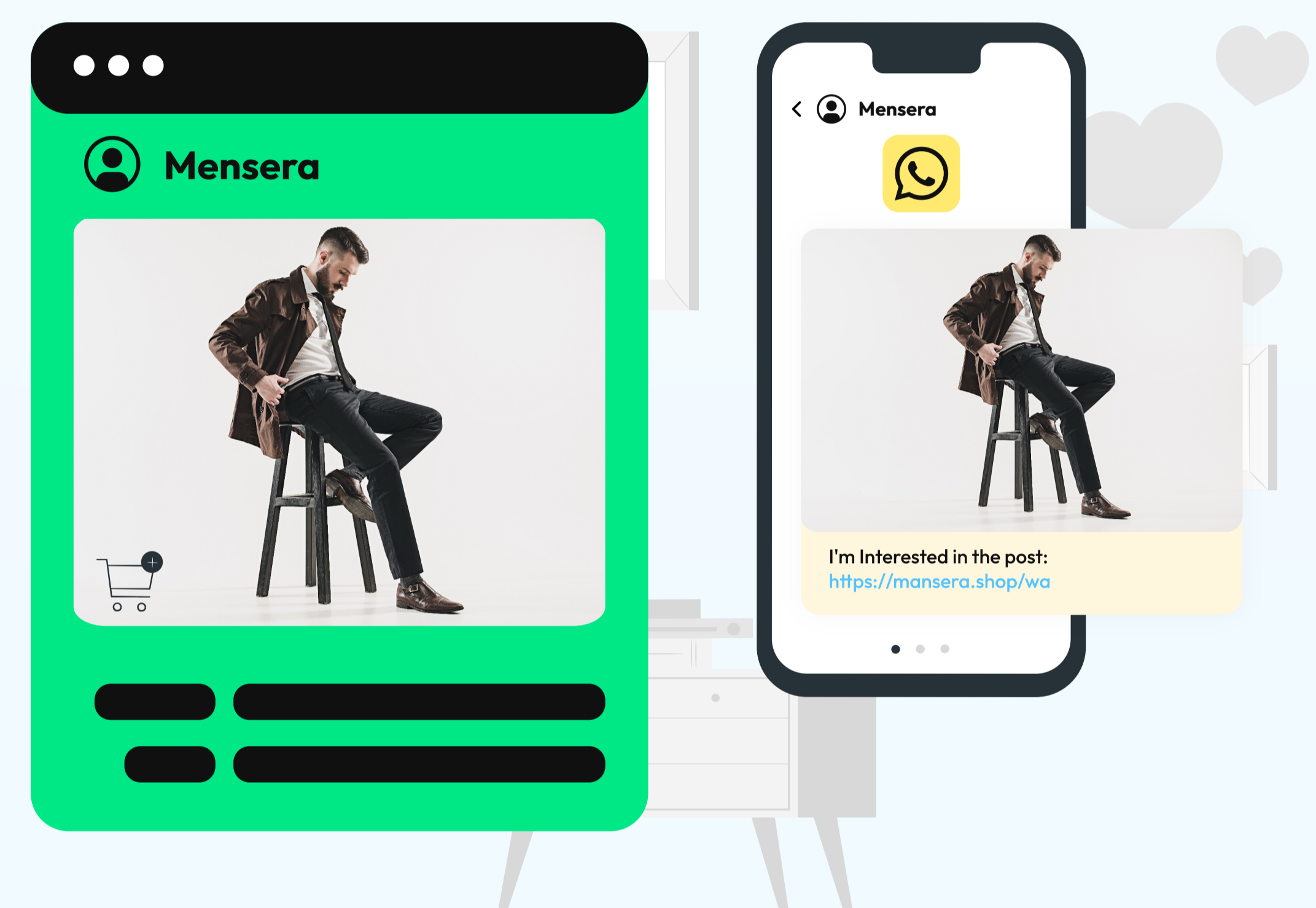
Ever been on a website and needed help ASAP? A WhatsApp widget on your site is the superhero solution. Customers can chat without leaving the site. It's like having a virtual assistant at their fingertips.




[Create your Free WhatsApp Chat Widget Here](#)

Click to WhatsApp from Facebook Ads

If you're doing ads on Facebook, make it click-worthy. Add a "Chat on WhatsApp" button. It's direct and takes them straight to the chat. According to Hootsuite, Facebook has over 2.8 billion monthly active users.



Customer Success Stories



ZELLBURY

Zellbury is a fashion brand from Pakistan that offers trendy clothes at affordable prices throughout the year. They have both online and physical stores, catering to customers in 36 cities in Pakistan as well as international clients.

Zellbury tried various chat apps and communication methods to address customer pain points, but none of them was the right fit. Some platforms had issues like not retaining chat history after sessions were closed, making it difficult to reach customers again. Zellbury wanted to keep up with the high demand for communication from customers and prospects.

Zellbury found a perfect match with Wati's WhatsApp Business API to streamline their customer service operations. They found the platform efficient and loved the automated replies via chatbot. With Wati, multiple agents could use the platform simultaneously, and they had access to straightforward and efficient dashboard reporting and analytics. Moreover, they didn't need a smartphone to be connected to the internet all the time, which was crucial for providing 24/7 customer support.

Outcome

78%

Conversations
via WhatsApp

87%

Customer
satisfaction rate

8%

Sales via
WhatsApp

75%

Increase in chats
per agent



AsiaBC is a business centre that helps more than 5,000 entrepreneurs and new businesses get started, mainly in Hong Kong and Singapore. They offer customized help in setting up companies, opening bank accounts, planning taxes, giving business advice, and providing end-to-end startup solutions.

AsiaBC has grown fast, and they now use WhatsApp to talk to their clients. With more and more customer enquiries, they needed a better solution to handle them. Their main goals were to manage these questions, correctly identify important potential clients, and easily send personalized messages to all their clients. This method is really important for maintaining good relationships with their clients and helping their business keep growing.

AsiaBC started using Wati's Chatbot and broadcast features, which changed how they communicate with their customers. These features made it easier for them to handle incoming messages, find new business opportunities, and send personalized messages to improve client relationships.

Also, by using Wati's Keyword action feature, they could answer questions quickly and give clients the exact information they needed right away.

Outcome

85%

Less time spent on identifying new potential

36%

Increase in customer engagement

20%

Fewer calls to their help centre



Conclusion

Congrats on reaching the last page of the ebook! You've cracked the code to supercharge your communication game with WhatsApp chatbots. Quick recap:

Massive Reach: With 2 billion users on WhatsApp, you're tapping into a global audience.

Easy Setup with Wati: Setting up? Go with Wati. It's your trusty sidekick for a smooth journey into chatbot excellence.

Bring Them In: Use QR codes, links, widgets, and Facebook Ads to seamlessly guide customers to your chatbot. Easy peasy.

Diverse Applications: From customer support to personal shopping and language learning, your chatbot is a versatile tool.

What's Next for Your Business?

Keep learning, stay on top of trends, and keep your chatbot game strong. This tech isn't just about fancy features; it's about making meaningful connections and boosting your business.

Thanks for diving into the WhatsApp chatbot world with us. Your business is on the rise – here's to endless possibilities! 🚀

